



Tonbridge and Malling

Contents

- Report Parameters 1
- Economy Overview 2
- Demographics 4
- Historic & Projected Trends 6
- Population Characteristics 8
- Industry Characteristics 9
- Workforce Characteristics 16
- In-Demand Skills 20

Report Parameters

1 Local Authority

E07000115 Tonbridge and Malling

Class of Worker

Employees

The information in this report pertains to the chosen geographical area.

Economy Overview

130,328

Population (2019)

Population **grew by 5,745** over the last 5 years and is projected to **grow by 5,179** over the next 5 years.

59,253

Total Regional Employment

Jobs **grew by 5,077** over the last 5 years and are projected to **grow by 621** over the next 5 years.

£30.7k

Avg. Wages Per Job (2019)

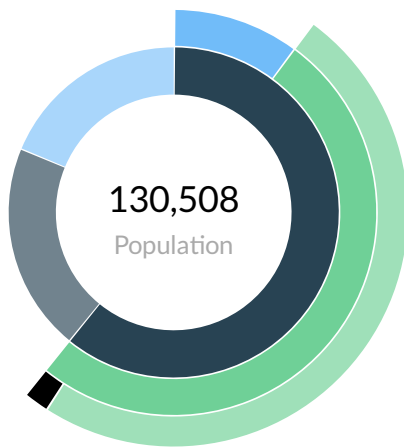
Regional average wages per job are **£766 above** the national average wages of £30.0k per job.

Takeaways

- As of 2019 the region's population **increased by 4.6%** since 2014, growing by 5,745. Population is expected to **increase by 4.0%** between 2019 and 2024, adding 5,179.
- From 2014 to 2019, jobs **increased by 9.4%** in Tonbridge and Malling from 54,176 to **59,253**. This change **outpaced the national growth rate of 7.7%** by 1.7%.
- Concerning educational attainment, **28.1% of Tonbridge and Malling residents possess a Degree or Equivalent and Above - SCQF L9** (1.6% below the national average), and **11.0% hold a Higher Education Below Degree Level - SCQF L7-8** (2.5% above the national average).
- The top three industries in 2019 are Retail sale in non-specialised stores with food, beverages or tobacco predominating, Primary education, and Warehousing and storage.

	Population (2019)	Jobs (2019)	GVA	Imports	Exports
Region	130,328	59,253	£2.75b	£5.46b	£3.87b
LEP - South East (revised) (2015)	4,276,248	1,623,411	£65.41b	£123.10b	£72.42b
Nation	66,849,188	30,886,757	£1.30t	£1.83t	£1.06t

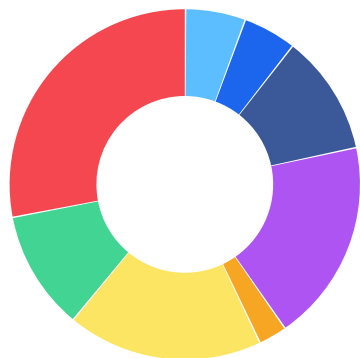
2018 Labour Force Breakdown



	Population
● Total Working Age Population (16-64)	79,318
● Not in Labour Force	13,133
● Labour Force	66,185
● Employed	63,901
● Unemployed	2,284
● Under 16	26,653
● Over 64	24,537

Educational Attainment

Concerning educational attainment, **28.1% of Tonbridge and Malling residents possess a Degree or Equivalent and Above - SCQF L9** (1.6% below the national average), and **11.0% hold a Higher Education Below Degree Level - SCQF L7-8** (2.5% above the national average).



	% of Population	Population
● No Qualifications (NVQ)	5.5%	4,396
● Other Qualifications (NVQ)	4.9%	3,907
● NVQ 1 - SCQF L4	11.1%	8,800
● NVQ 2 - SCQF L5	18.7%	14,819
● Trade Apprenticeships	2.6%	2,079
● NVQ 3 - SCQF L6	18.0%	14,311
● Higher Education Below Degree Level - SCQF L7-8	11.0%	8,728
● Degree or Equivalent and Above - SCQF L9	28.1%	22,279

Demographics

2019 Age Cohort Demographics



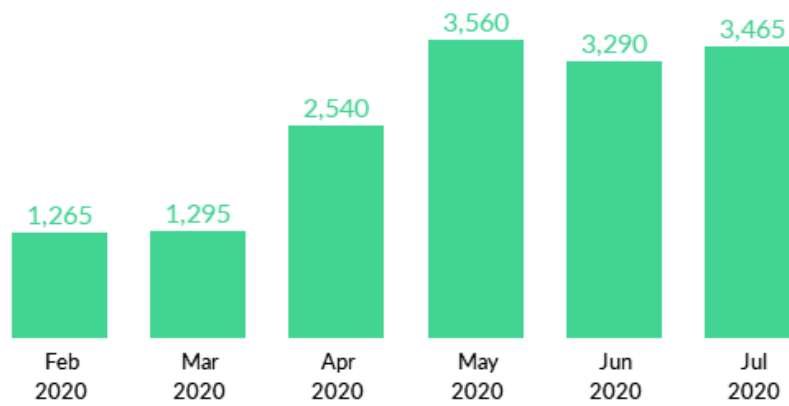
Age Cohort	2019 Population	2019 Percent	
Under 16 years	26,603	20.4%	
16 to 34 years	25,920	19.9%	
35 to 54 years	36,498	28.0%	
55 to 74 years	29,649	22.7%	
75 years and over	11,658	8.9%	

2019 Ethnicity Demographics

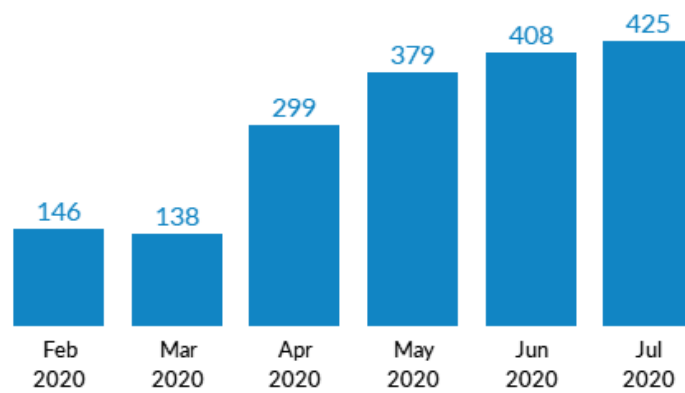


Ethnicity	2019 Population	2019 Percent	
All Other Ethnicities	2,184	1.7%	
Asian or Asian British: Indian	916	0.7%	
Asian or Asian British: Other Asian	987	0.8%	
Mixed: All Mixed	1,963	1.5%	
White	124,277	95.4%	

Full Claimant Counts



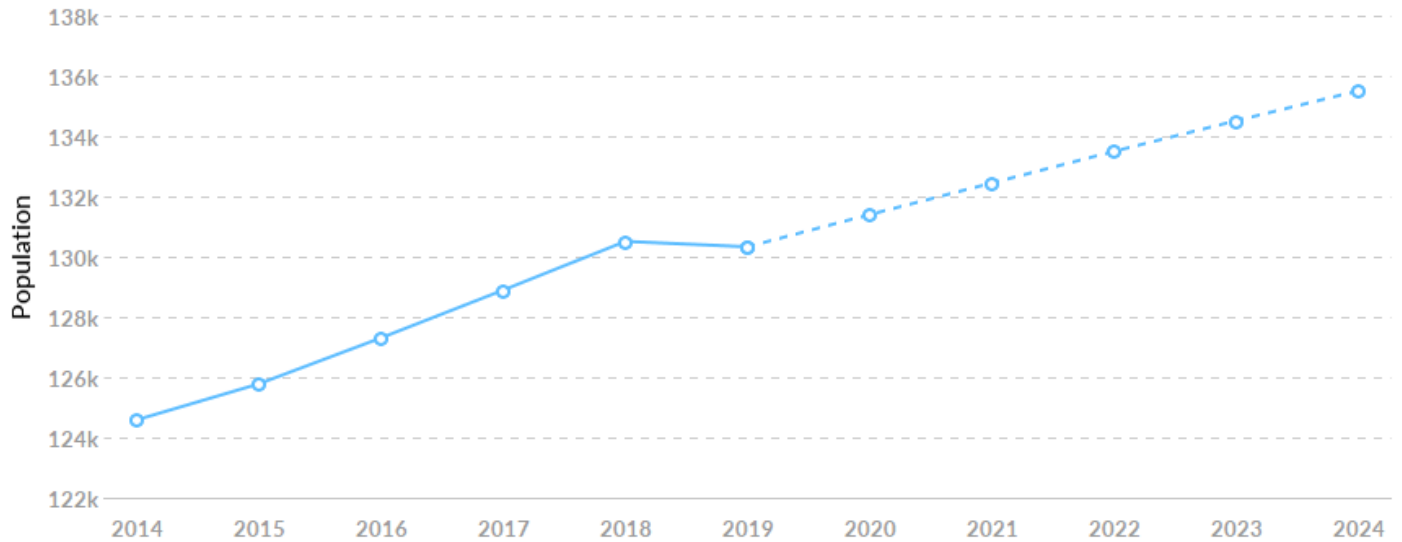
JSA Claimant Count



Historic & Projected Trends

Population Trends

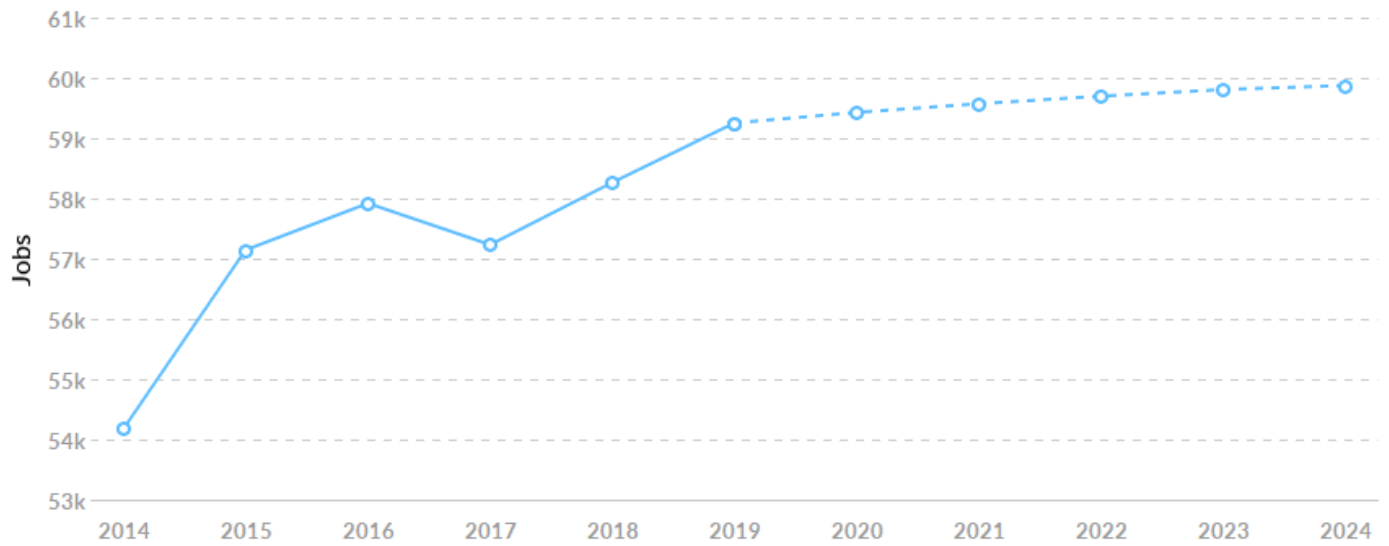
As of 2019 the region's population **increased by 4.6%** since 2014, growing by 5,745. Population is expected to **increase by 4.0%** between 2019 and 2024, adding 5,179.



Timeframe	Population
2014	124,583
2015	125,779
2016	127,305
2017	128,891
2018	130,508
2019	130,328
2020	131,398
2021	132,445
2022	133,496
2023	134,513
2024	135,506

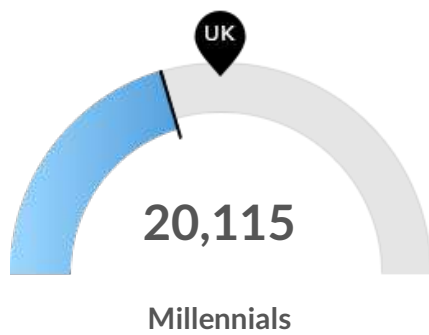
Job Trends

From 2014 to 2019, jobs **increased by 9.4%** in Tonbridge and Malling from 54,176 to **59,253**. This change **outpaced the national growth rate of 7.7% by 1.7%**.

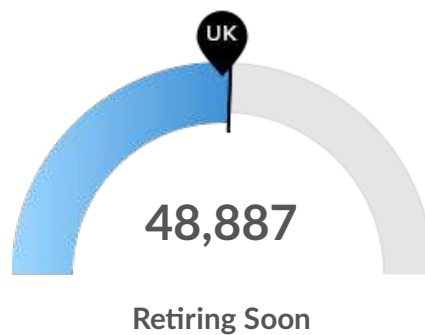


Timeframe	Jobs
2014	54,176
2015	57,146
2016	57,919
2017	57,232
2018	58,265
2019	59,253
2020	59,427
2021	59,572
2022	59,697
2023	59,807
2024	59,874

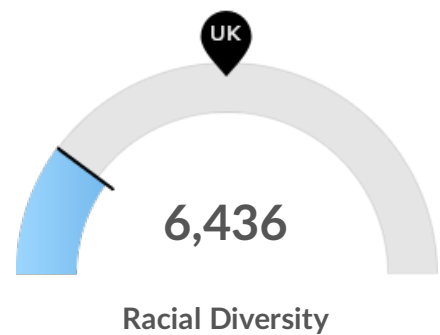
Population Characteristics



Tonbridge and Malling has 20,115 millennials (ages 25-39). The national average for an area this size is 26,595.



Retirement risk is about average in Tonbridge and Malling. The national average for an area this size is 47,184 people 55 or older, while there are 48,887 here.



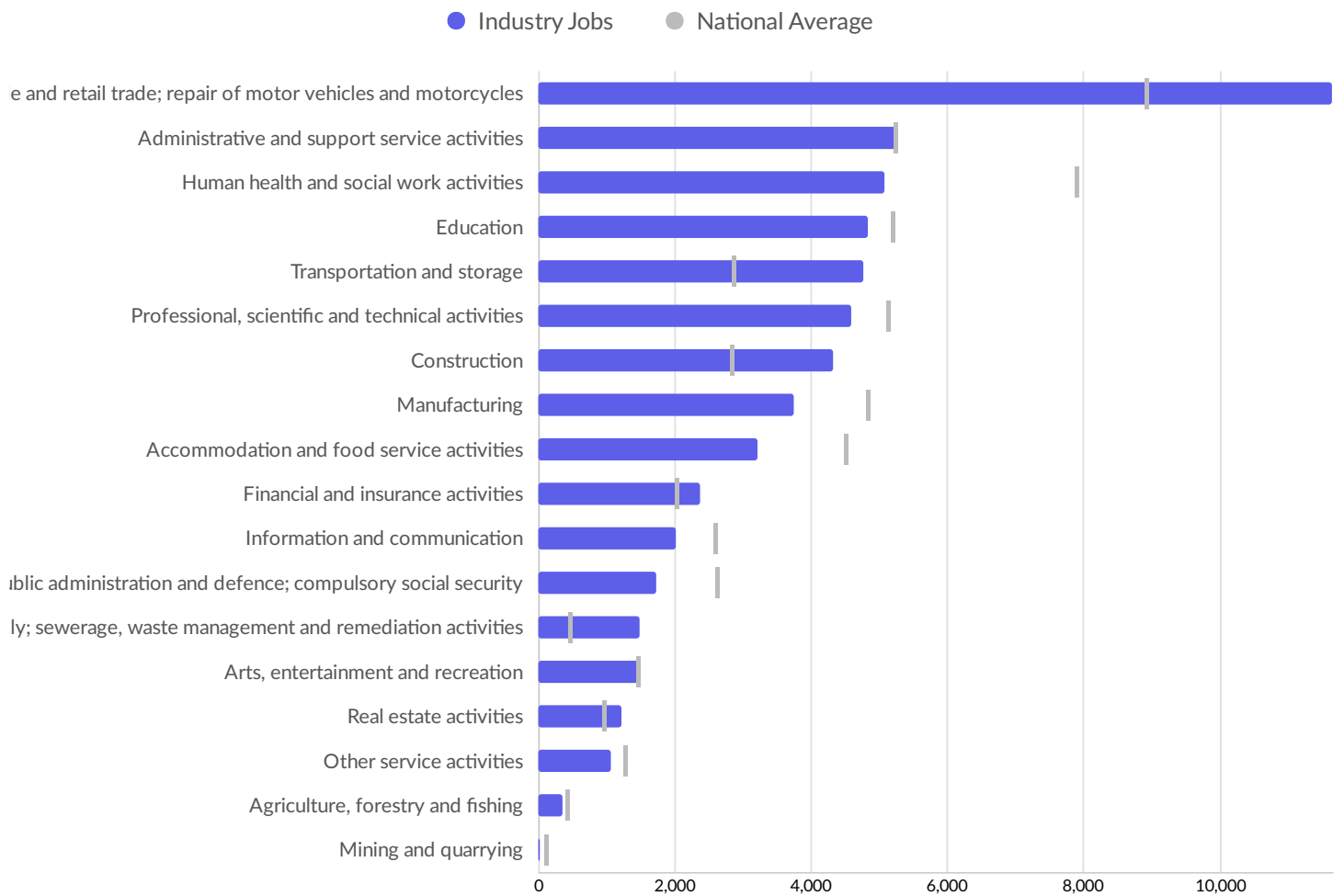
Racial diversity is low in Tonbridge and Malling. The national average for an area this size is 19,729 racially diverse people, while there are 6,436 here.

Industry Characteristics

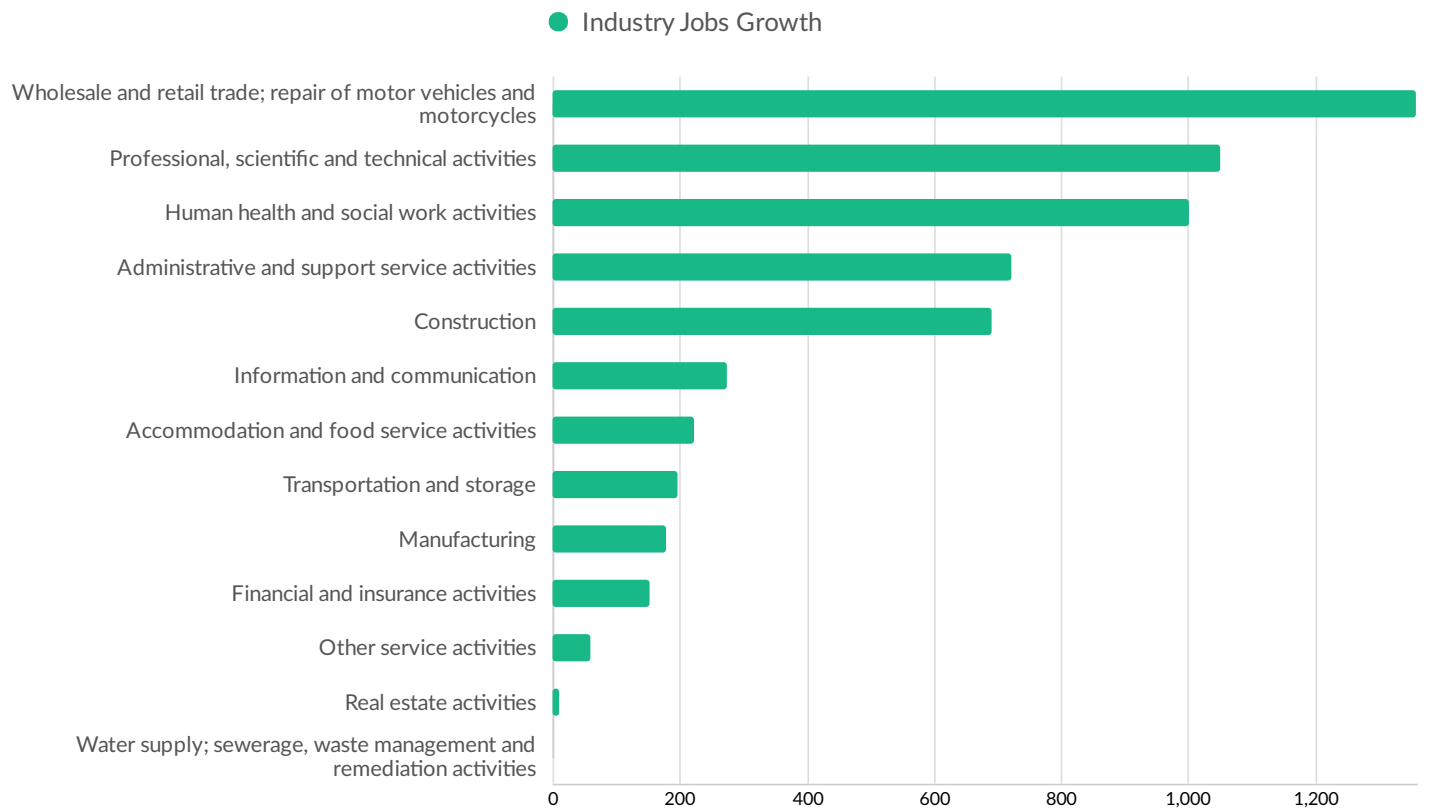
Industry Overview

Industry	Total Jobs	Avg. Wages Per Job (2019)	Industry LQ	% Job Change (2014 - 2019)	GVA (2016)	% of Total GVA
Manufacture of wallpaper	85	£29,037	43.26	12.54%	£2,517,192	0.09%
Activities of collection agencies and credit bureaus	598	£34,510	18.61	22.71%	£25,949,708	0.94%
Manufacture of wiring devices	89	£35,787	12.47	46.90%	£2,695,727	0.10%
Support activities for crop production	181	£25,498	11.37	5.21%	£2,751,422	0.10%
Wholesale of mining, construction and civil engineering machinery	189	£44,908	10.29	166.16%	£6,627,988	0.24%
Risk and damage evaluation	239	£28,014	8.86	125.69%	£3,791,382	0.14%
Water collection, treatment and supply	739	£43,821	8.72	10.43%	£99,931,788	3.63%
Repair of other equipment	72	£29,692	8.13	175.42%	£1,124,335	0.04%
Other processing and preserving of fruit and vegetables	339	£30,805	7.90	89.06%	£11,477,383	0.42%
Wholesale of grain, unmanufactured tobacco, seeds and animal feeds	124	£42,952	7.88	143.25%	£3,597,579	0.13%

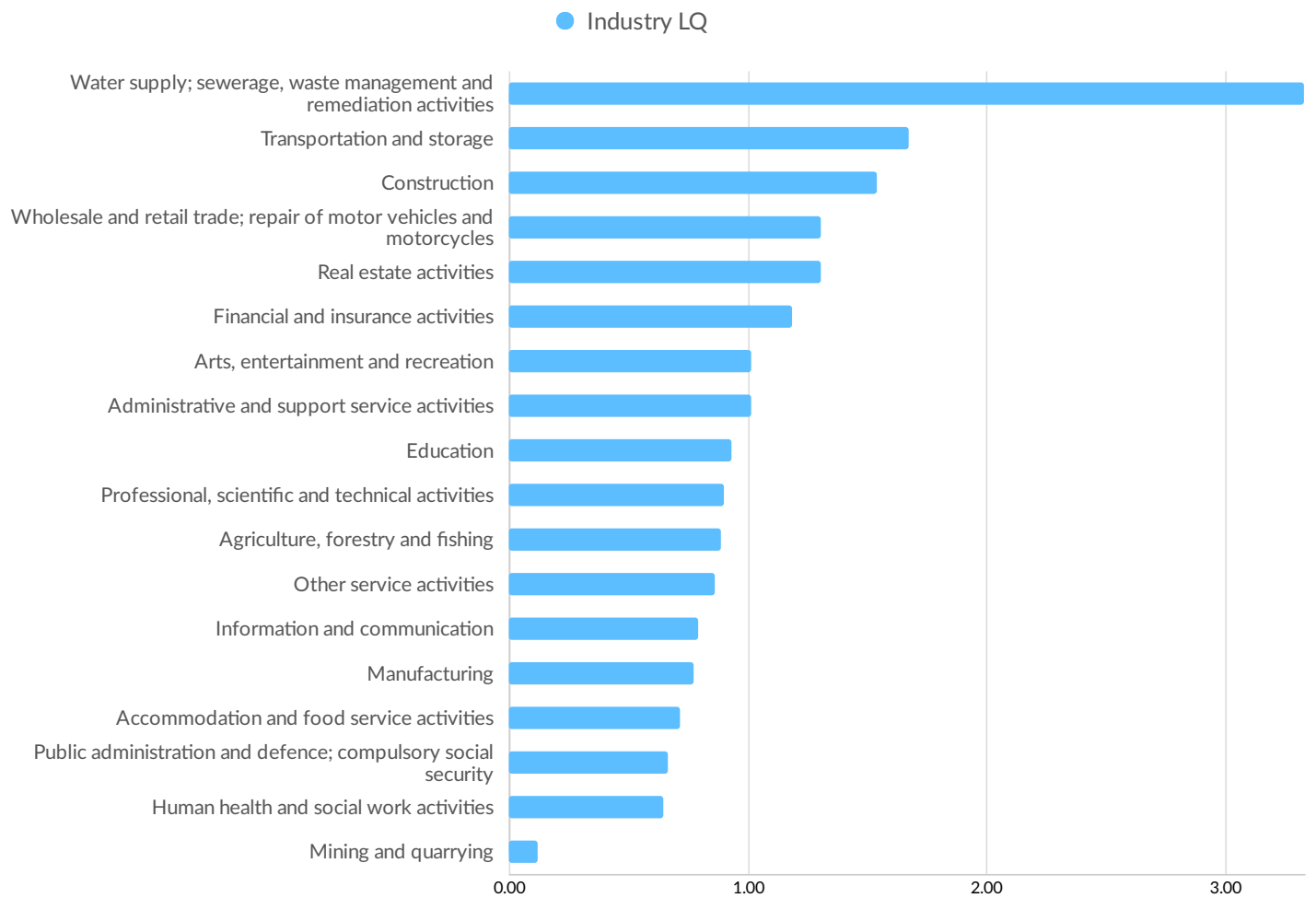
Largest Industries



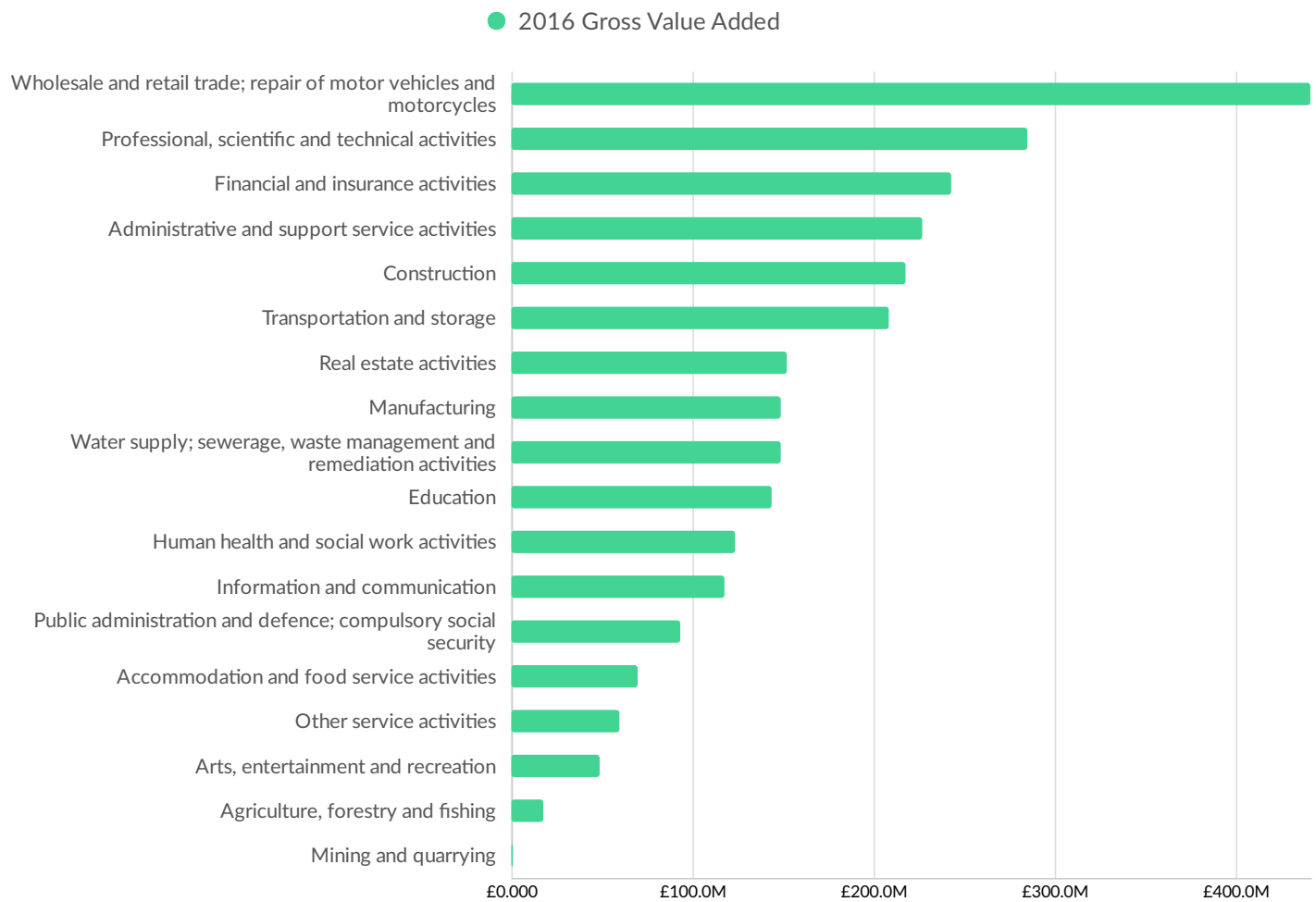
Top Growing Industries



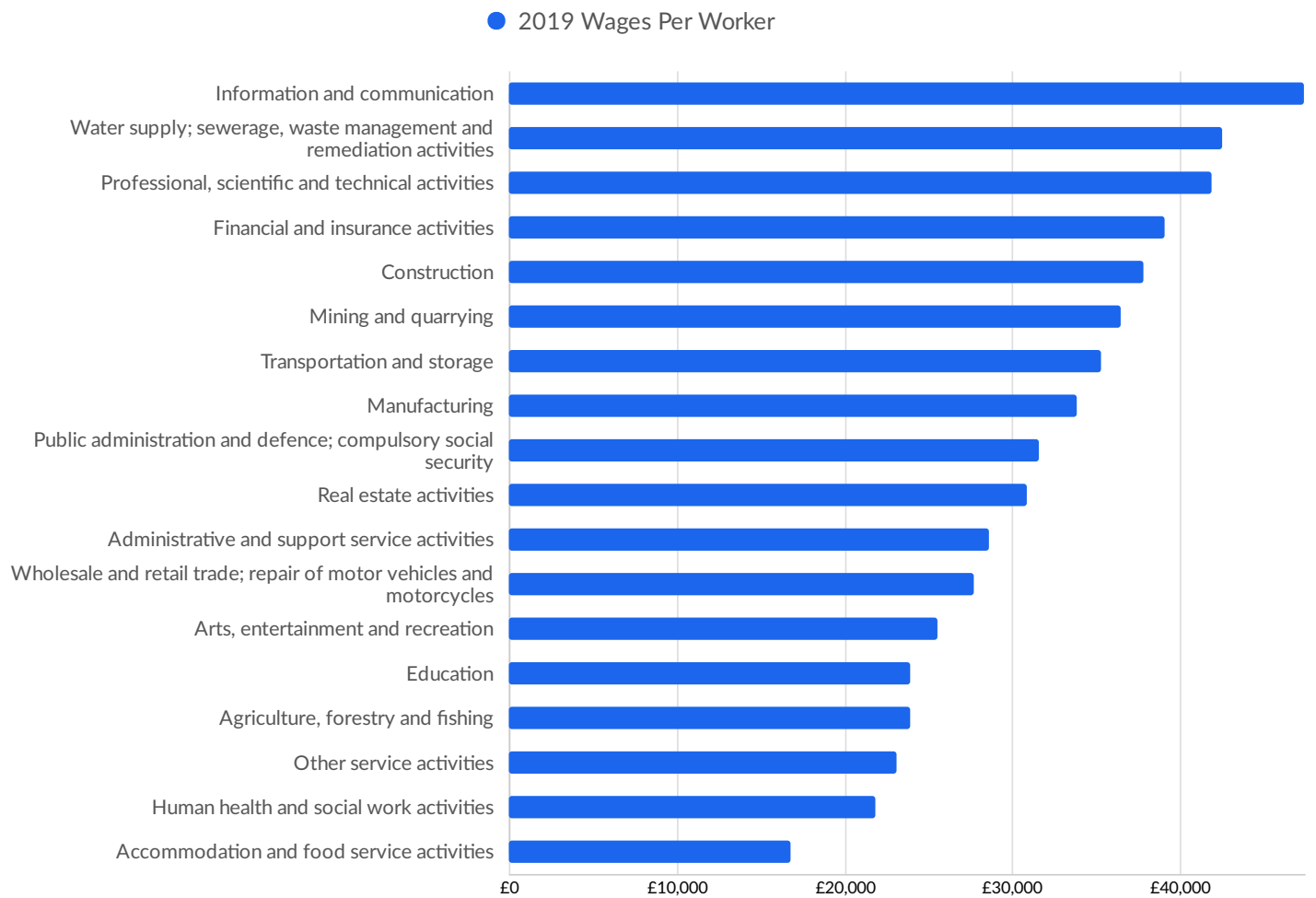
Top Industry LQ



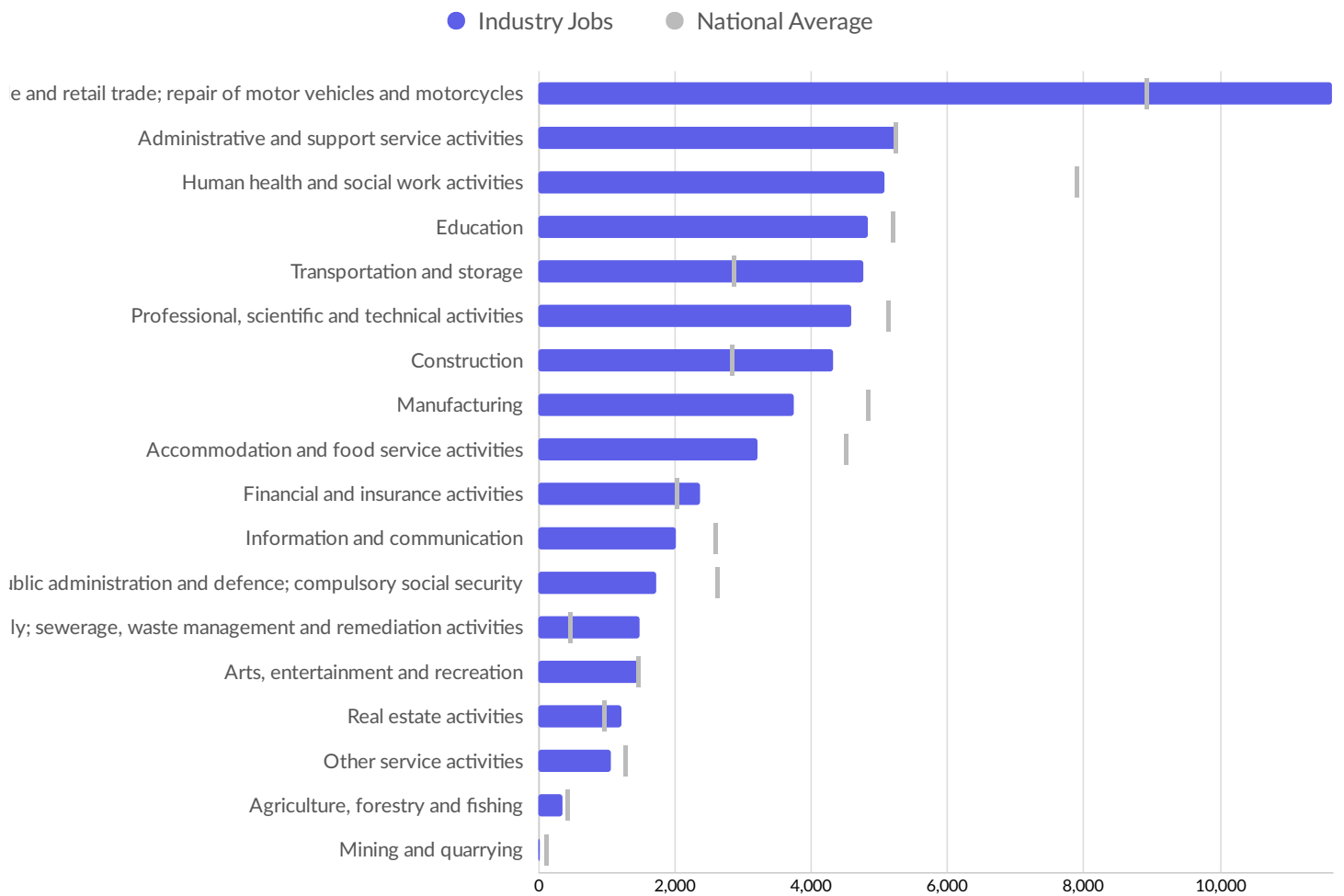
Top Industry GVA



Top Industry Wages

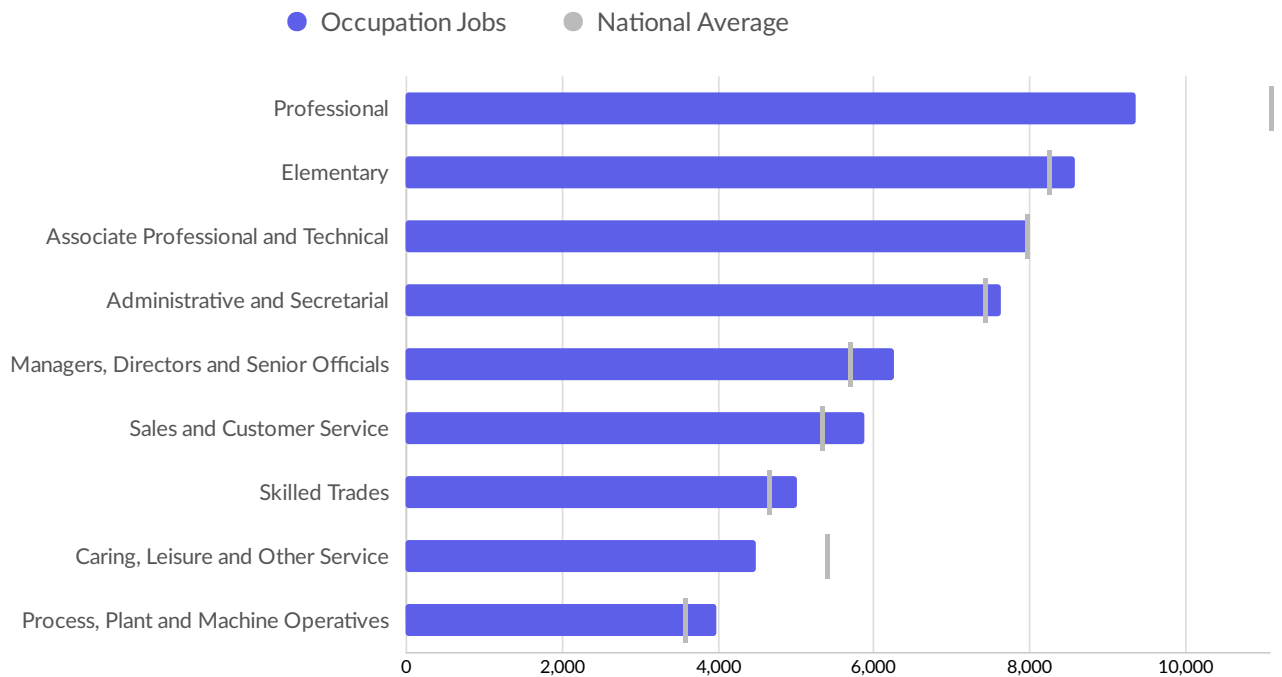


Largest Industries

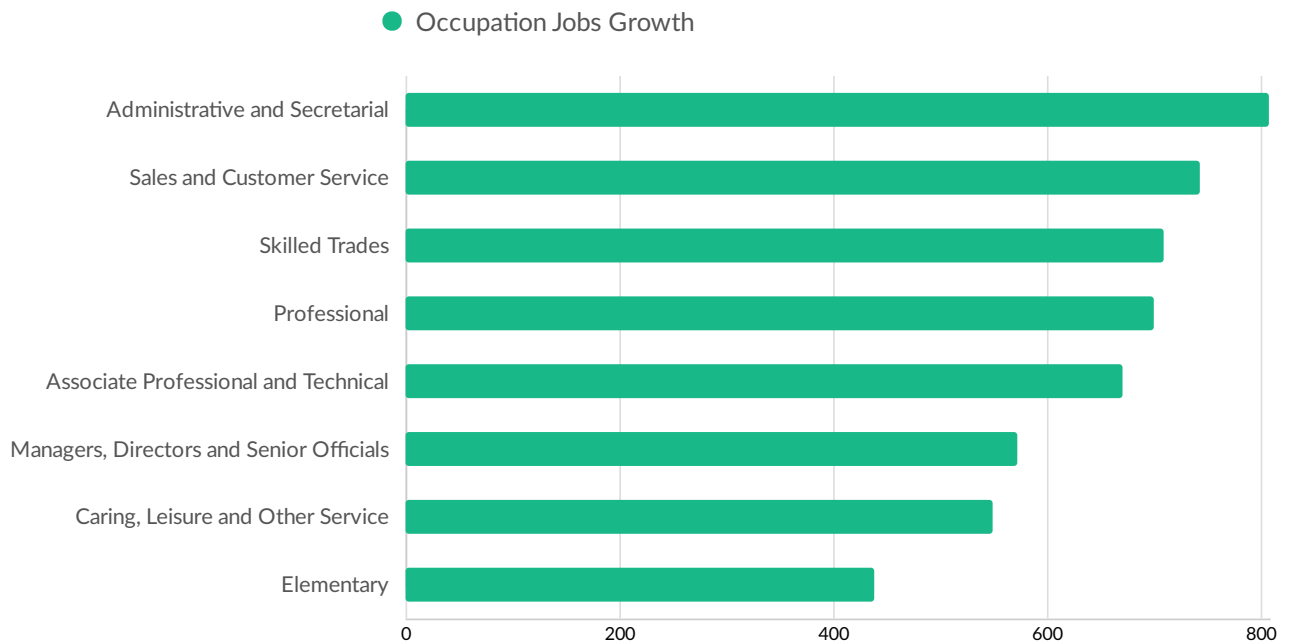


Workforce Characteristics

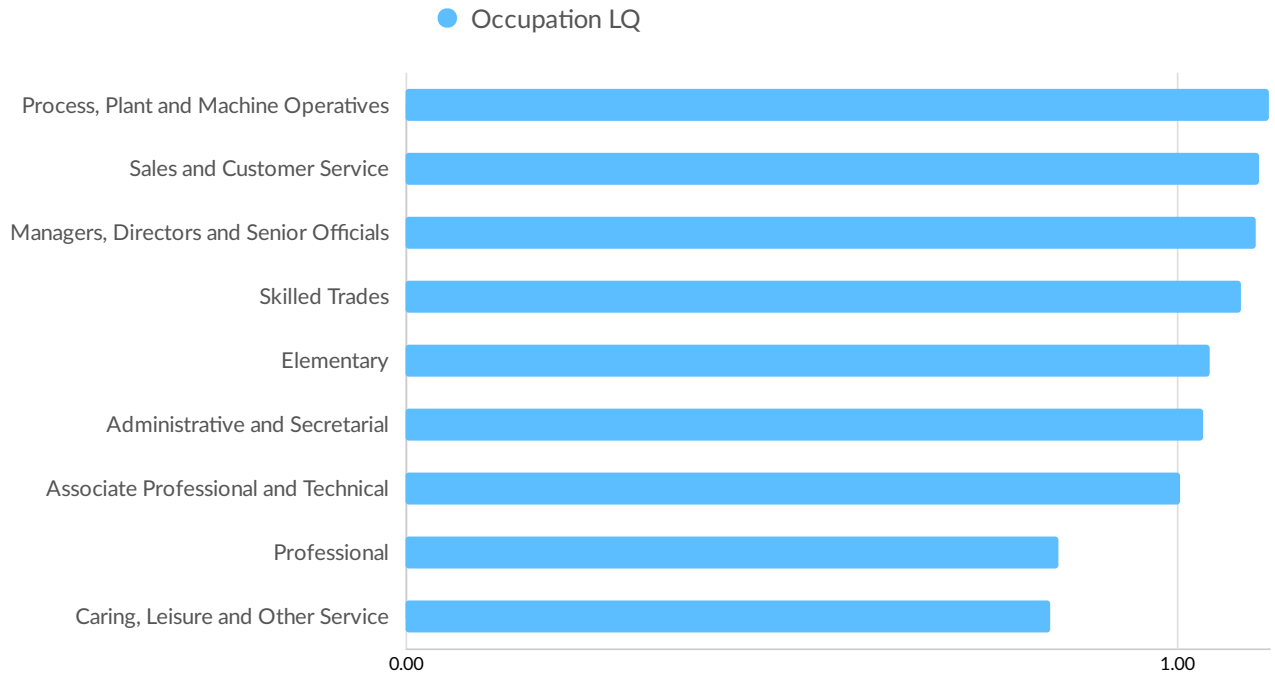
Largest Occupations



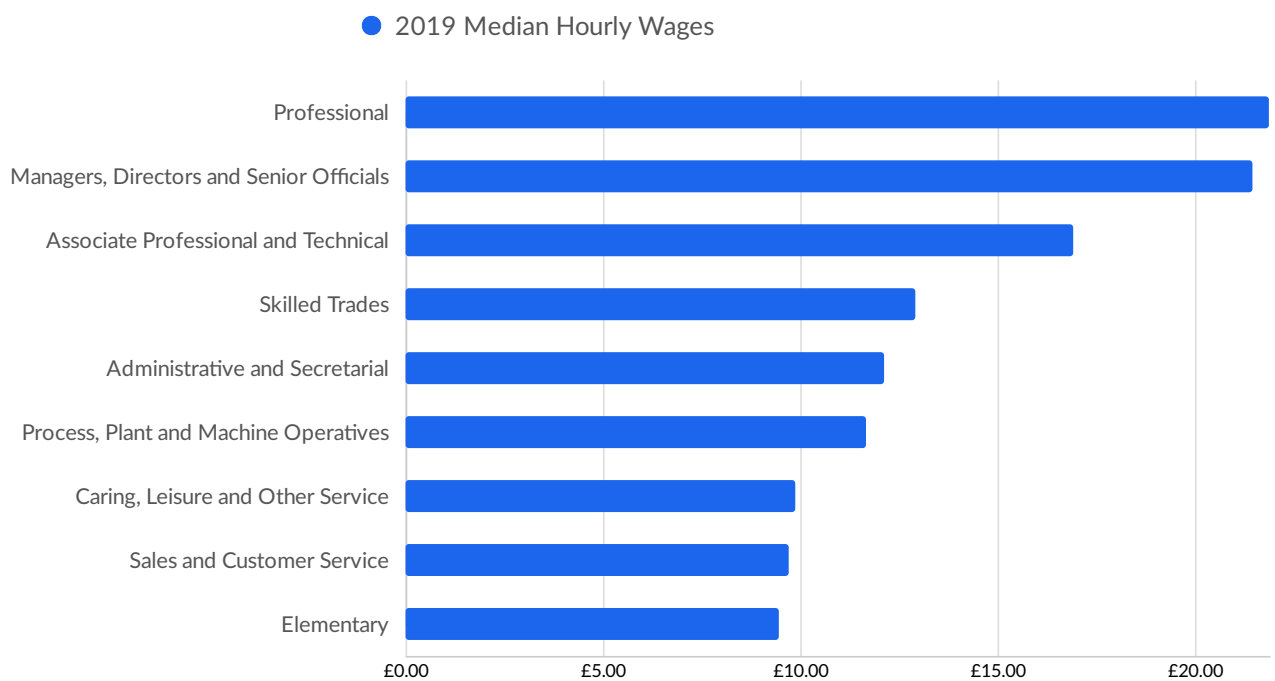
Top Growing Occupations



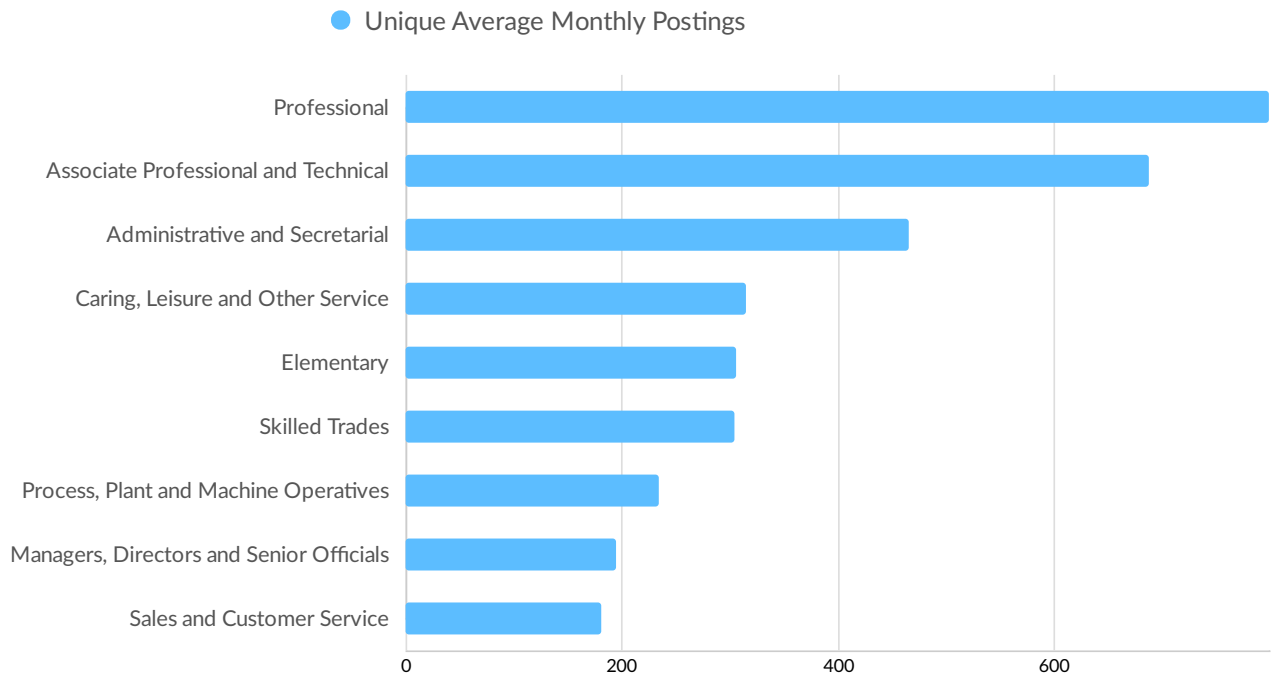
Top Occupation LQ



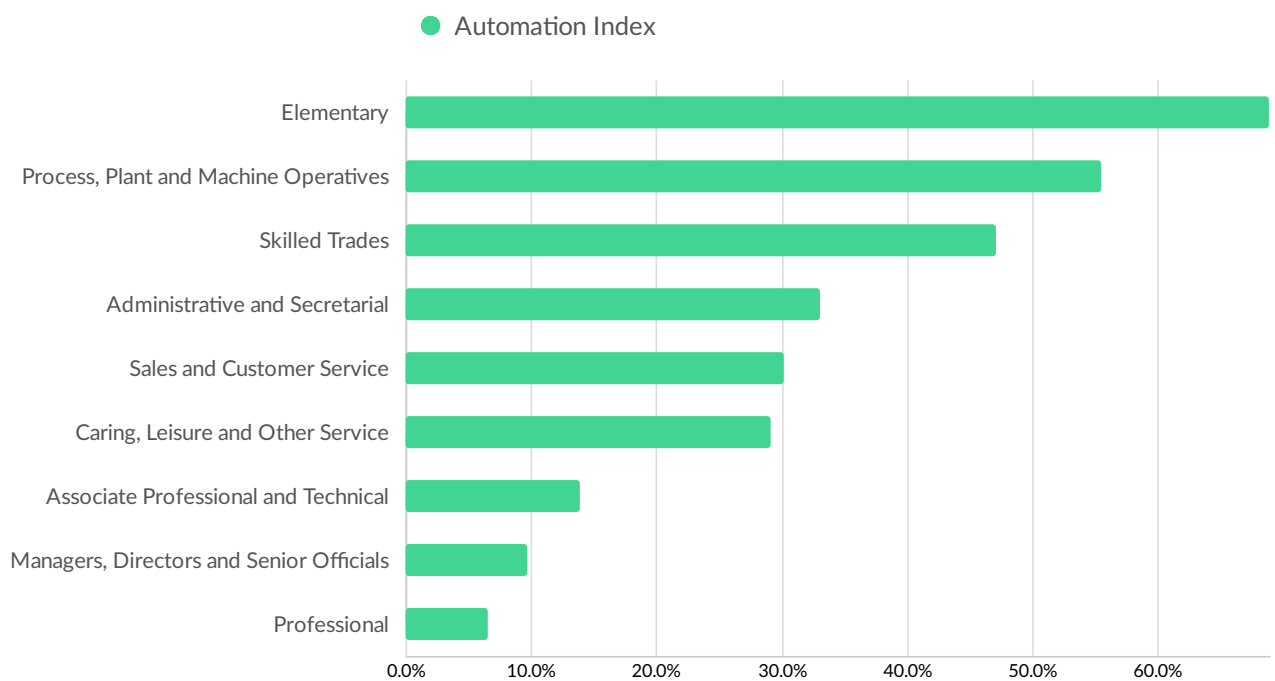
Top Occupation Wages



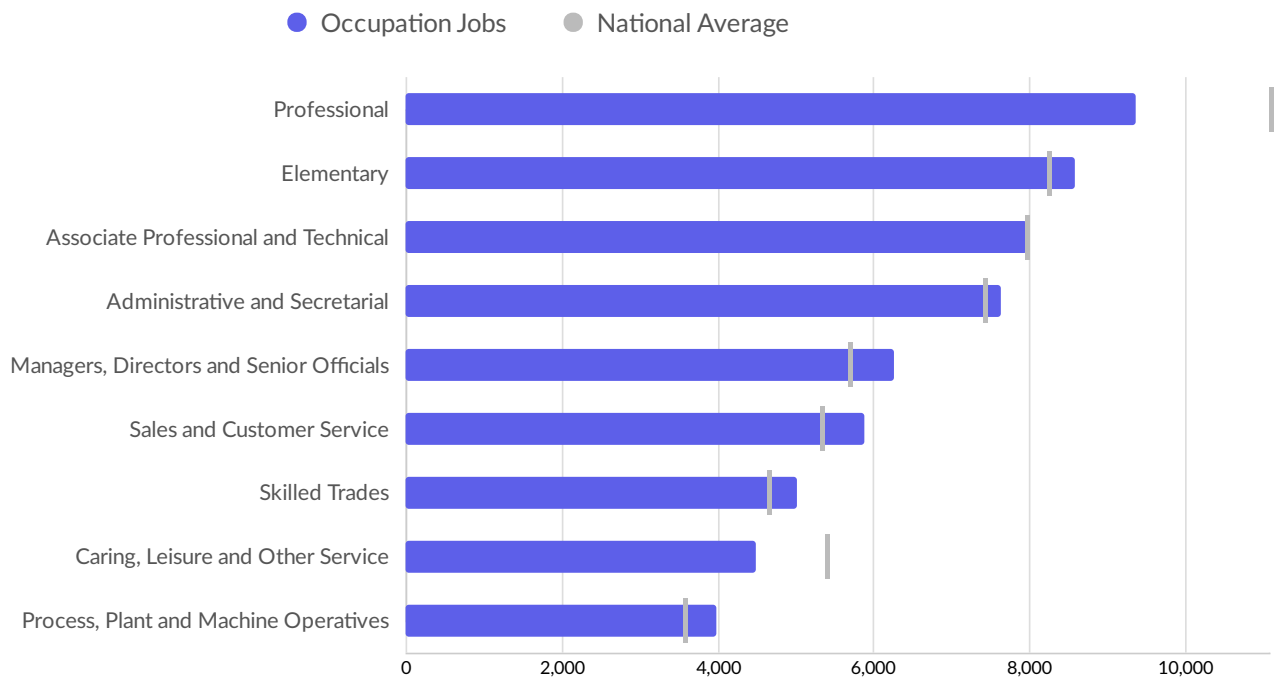
Top Posted Occupations



Automation Index



Largest Occupations



In-Demand Skills

