


# Year 7 English

Week beginning 29th June 2020



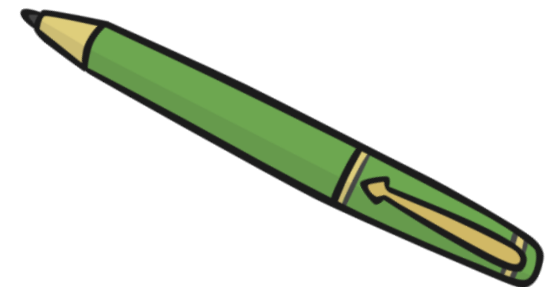
# LO: To be able to write an informal letter. To predict events in a story.

## What is an informal letter?

- A letter that we send to people we know

## Why would we send an informal letter?

- To say thank you
- To give information about what we are doing (postcards from holidays, for example)
- To tell friends and family who live far away or that we don't see very often about our lives



# How to Write an Informal Letter

Step 1 - Write your address in the top right hand corner of your letter.

Daisy Happy  
Flat 23 Clarence House  
Long Lane  
Caggletonville  
CA12 4ON




# How to Write an Informal Letter

Step 2 - Write the date underneath your address.


Daisy Happy  
Flat 23 Clarence House  
Long Lane  
Caggletonville  
CA12 4ON

30<sup>th</sup> June 2020



# How to Write an Informal Letter

Step 3 - Write the name of the person who the letter is for below the date on the left hand side. Add a comma after the person's name.

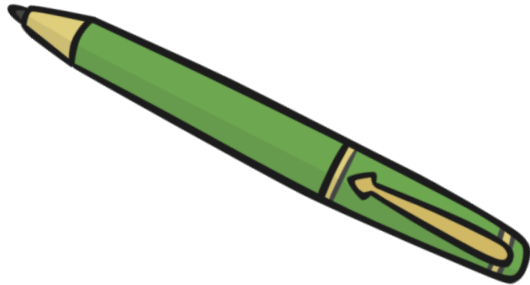


The diagram illustrates the layout of an informal letter. On the right side, the sender's address is written: Daisy Happy, Flat 23 Clarence House, Long Lane, Caggletonville, CA12 4ON. Below the address is the date: 30<sup>th</sup> June 2020. On the left side, the recipient's name is written: Dear Grace, with a red box highlighting the comma. A green pen is drawn diagonally across the center of the page.

Daisy Happy  
Flat 23 Clarence House  
Long Lane  
Caggletonville  
CA12 4ON

30<sup>th</sup> June 2020

Dear Grace,



# How to Write an Informal Letter

Step 4 - Tell the person why you are writing to them and then add all the other things you want to tell them. Each new thing you talk about is a new paragraph.

Daisy Happy  
Flat 23 Clarence House  
Long Lane  
Caggletonville  
CA12 4ON

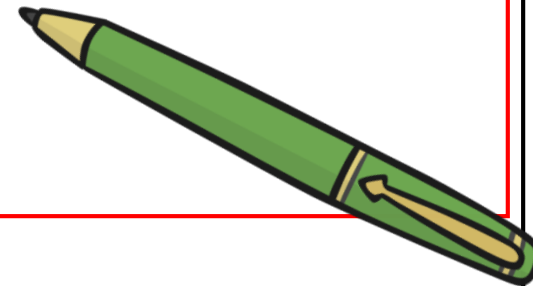
30<sup>th</sup> June 2020

Dear Grace,

I am writing to tell you ...

At the moment I am ...

I want you to know ...



# How to Write an Informal Letter

Step 5 - Finish off your letter using an appropriate ending e.g. 'Love from' or 'See you soon', followed by your name and ksses if you want.

Daisy Happy  
Flat 23 Clarence House  
Long Lane  
Caggletonville  
CA12 4ON

30<sup>th</sup> June 2020


Dear Grace,

I am writing to tell you ...

At the moment I am ...

I want you to know ...

Love from  
Daisy xx



# Let's read chapter 9

- What do you think *Grace* is going to tell them happened to *Dumi*?





# Let's read chapter 10

- Was your prediction correct?



- What do you think Dumi meant when he wrote the word **FREEDOM**?

# Homework Task

- Pretend you are Dumi. Write an informal letter to Grace telling her that you are living in another country, that one day you will come back to fight for freedom.
- Don't forget to follow the steps we have looked at today to help you construct your letter correctly.
- You can do this work on a computer or write it by hand.
- Send your completed work, either as a document or as a photograph to Mrs Shaddock:

[maryon.shaddock@grangepark.kent.sch.uk](mailto:maryon.shaddock@grangepark.kent.sch.uk)

# End of Lesson

- Have a good week everyone. I will look forward to seeing your work and seeing all of you again next Tuesday.

Goodbye!