

# Pop Art Project

## Andy Warhol

Year 9 Project - Term 6  
Week 2



Before you complete this weeks task,  
finish your packaging design and  
sculpture from last week

Email a copy/photo of it to:  
[office@grangepark.kent.sch.uk](mailto:office@grangepark.kent.sch.uk)

# Pop Art

This term we are learning about Pop Art.

In this video, we are going to find out about a famous artist called Andy Warhol.

copy and paste this URL into your internet browser:  
**<https://www.youtube.com/watch?v=QUoqetH1iJo>**


(Watch up to 4:20 on the video)

# Andy Warhol

Andy Warhol was a Pop Artist.

He used a technique called screen printing to create lots of prints that look the same.

He often changed the colours of the pictures.



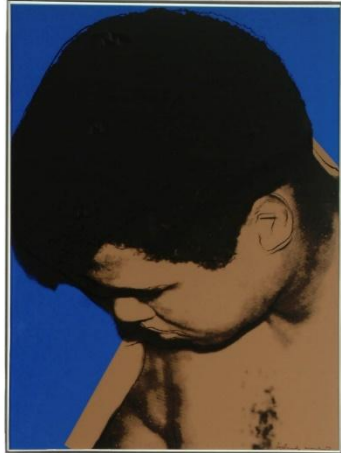

# Making Patterns





Andy Warhol often used very bright colours in his work.

He used repeated images to make patterns.

# Famous Portraits



Warhol made lots of portraits of iconic people.




Do you know who this is?





# Famous Portraits



And do you know who this is?

# Using Colour

What do you notice about the colours in this portrait of Marilyn Monroe?

Are they bright or dull?  
Primary or secondary colours?  
Block colours or mixed?





# Repeating Images

Andy Warhol used repeated images of famous people in different colours to create some of his most famous portraits.



# Andy Warhol Today

## Task:

Answer the following questions and complete a portrait

If Andy Warhol was alive today...

1. Who do you think would be a good famous person for him to make a portrait of?
2. Why?
3. Choose one person from your answer and create a portrait of them in the style of Andy Warhol