

# Pop Art Project

Andy Warhol



You will need:

Tin cans or any other packaging



Paint or pencils or pens



Maybe some Paper  
(Any type of paper will do)



# MAKE POP ART LIKE ANDY WARHOL

Design your own piece of pop art  
inspired by this famous artist

In the 1960s Andy Warhol became known as one of the leading artists of the pop art movement.

Pop artists felt that art should reflect modern life and so they made art inspired by the world around them - from movies, advertising and pop music to comic books and even product packaging and flags.





Andy Warhol  
*Black Bean* 1968


Tate© 2020 The Andy Warhol Foundation for the Visual Arts, Inc. / Licensed by DACS, London

Warhol was famous for exploring everyday and familiar objects in his work, using brands such as Coca-Cola, Brillo and Campbell's Soup.

He liked the idea of taking ordinary things, for example cereal or bananas, and turning them into art.

He did this with his famous print of a tomato soup can. He also made a print of every type of soup that Campbell's made! Including the one above, *Black Bean*.





Jasper Johns  
*White Flag* 1955  
 Metropolitan Museum of Art, New York




Jasper Johns  
*Flag* 1955  
 Metropolitan Museum of Art, New York

Other American artists began to use objects apart from paint to create artwork. Some used collage and mixed media. Flags became a popular subject for their artwork.

Pop Artist Jasper Johns created images of the American flag. If you look closely you can see he has used newspaper to paint on! This was deliberate as many pop artists used everyday objects to create their artwork





## YOUR TASK:


Design and create some Pop Art tin cans using everyday images or flags

**IF YOU DON'T HAVE TIN CANS - USE ANY OTHER PACKAGING YOU LIKE**  
**E.g. cereal boxes, drinks bottles or yoghurt pots.....**



## Steps:

1. Collect some tin cans, wash them out and put tape over the sharp edge




2. Remove the outside label or cover it with paint or paper



or



3. Create a design for your tin can (or packaging)



or



4. Stick your design onto the tin can (or packaging)





**Alternatively you can paint straight onto your tin can or any packaging that you are using.**

**Use acrylic paint, or if you have tester pots of paint at home these will do!**



# IDEAS AND EXAMPLES - Designs





# IDEAS AND EXAMPLES

