

# Cleaning the bathroom

## Equipment



Clean towels



Bag for dirty  
wipes and rubbish



Antibacterial  
cleaning wipes




Bathroom  
cleaner




Bleach or  
Bathroom cleaner

1



Spray the middle of the sink with the bathroom cleaner and leave for a few minutes

2



Put any dirty towels in the wash bin

3



Using the antibacterial wipes, wipe over items like the air freshener and hand wash and put to one side

4




Put the dirty wipes in the rubbish bag

5



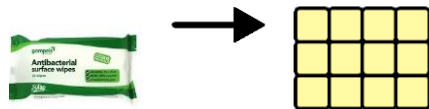
Take the toilet roll out of its holder and leave to one side with the other items

6




Using the wipes again wipe over fixtures in the bathroom (door handle, light switch, towel rail etc.)

7



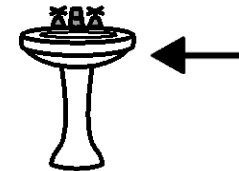
Still using the wipes, wipe over the tiles in the bathroom

8



Clean the sink using the wipes, makes sure you clean the taps and plug then rinse with water

9



Now wipe around the outside of the sink with the wipes

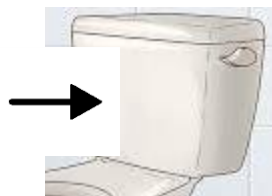
# Cleaning the bathroom

10



Using the wipes clean the handle on the toilet and the pot of the toilet brush

11



Clean the toilet cistern and flush

12



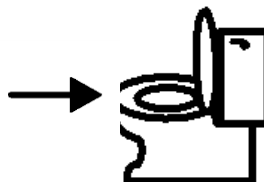
Using the antibacterial wipes clean the toilet lid on both sides

13



Now clean the toilet seat on both sides

14



Still using the wipes, clean around the rim of the toilet

15



Lastly wipe around the bottom and sides of the outside of the toilet bowl

16



Pour bleach or toilet cleaner around the inside of the toilet

17



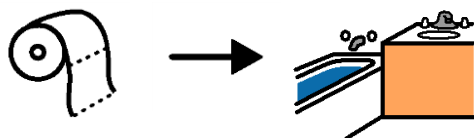
Put the toilet brush in the toilet with the bleach to clean it, try and leave it for as long as possible

18



Wash your hands

19




Put the toilet roll and other items back in the bathroom

20



Hang up a clean towel

21



Throw all rubbish away correctly