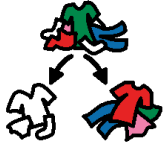







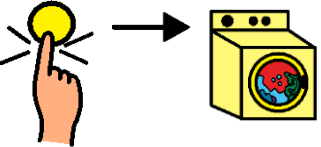


Using the washing machine

Equipment



<p>1</p>  <p>Sort the laundry into piles (colours, whites and darks)</p>	<p>2</p>  <p>Pick up the pile you are going to wash</p>	<p>3</p>  <p>Check the temperature you need the machine on</p>
<p>4</p>  <p>Open the washing machine door</p>	<p>5</p>  <p>Put the dirty laundry in the washing machine</p>	<p>6</p>  <p>Pour the laundry cleaner into the cap. Place the cap onto the laundry at the back of the washing machine</p>
<p>7</p>  <p>Close the washing machine door</p>	<p>8</p>  <p>Add the fabric conditioner into the correct compartment of the drawer</p>	 <p>Put the washing machine on the correct program and press start</p>