


# Hoovering

## Equipment

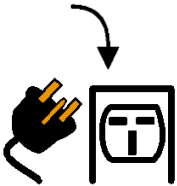


Hoover



Plug socket

1




Plug in the Hoover

2




Turn on the plug socket

3



Turn Hoover on

4



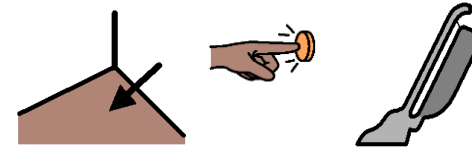
Move Hoover backwards and forwards over the area that needs cleaning

5



Use the extendable attachment (if you have one) to go under furniture

6




When you have finished cleaning, turn off the Hoover

7



Turn off the plug socket and unplug the Hoover

8



Put Hoover away