
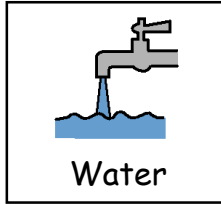
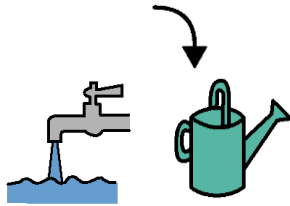


Watering plants

Equipment

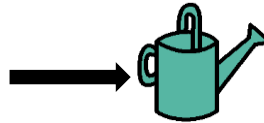


1



Put water into the watering can

2



Fill the watering can with enough water so you are able to lift it safely

3



Bend your knees and lift the watering can by the top handle

4



Pour water onto the plants near the soil

5



Check the soil is not still dry, If soil is dry add more water

6



Water each plant once a day