

Planting plants in the garden

Equipment



Gloves



Hand Trowel



Plant pot/Hanging basket



Plants

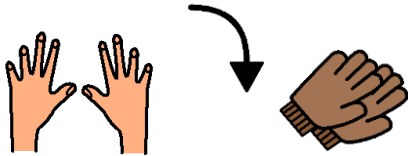


Soil/Compost




Small stones

1




Put on your gardening gloves (if you have gloves)

2



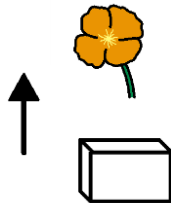
Put in enough stones to cover the bottom of the plant pot (about 10)

3




Put soil or compost, into the pot, fill half the plant pot

4




Remove flower from plastic holder

5



Place the flower in the middle of the pot

6



Fill the pot around flower with the compost

7



Push down the compost around the flower with your hands

8



Water the flower