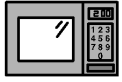


Microwaving tinned pasta

Equipment



Microwave



Bowl



Spoon

Ingredients



Pasta

1




Open the tin by pulling the ring pull up

2



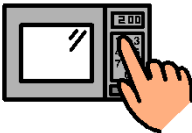
Put pasta in a microwavable bowl

3



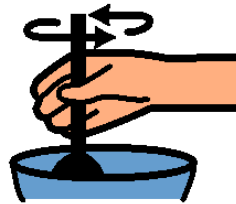
Put the bowl in the microwave

4



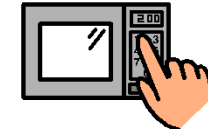
Set microwave for 1 minute

5



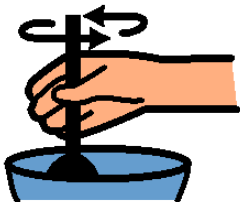
After 1 minute stir the bowl with a spoon

6



Put the pasta back into the microwave for 30 seconds

7



Remove pasta from microwave and stir

8



Put pasta on a plate.
Wait for pasta to cool down before eating