

# Making a sandwich

## Equipment



Plate




Knife



Chopping board

## Ingredients



Bread



Butter

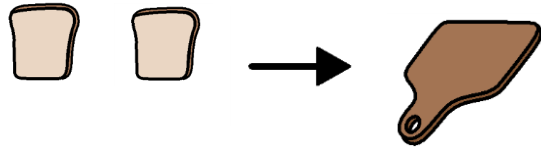


Ham




Sauces

1



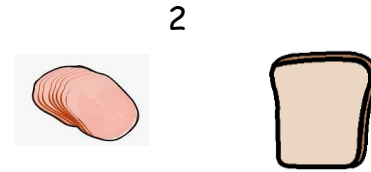
Put two slices of bread on chopping board

2



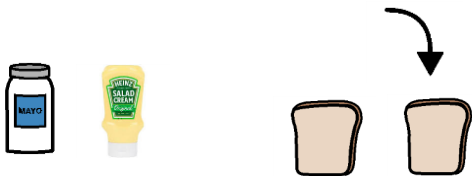
Use the knife to spread butter over the bread

3




Put ham on one of the slices of bread

4



If you like sauces, add them

5



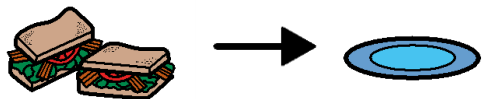
Cut the bread in half using your knife

6



Turn and cut bread again

7



Place the sandwich on a plate

8



Tidy up, clean and put equipment away