

# How to make a cup of tea

## Equipment



Kettle



Mug



Spoon

## Ingredients



Teabag



Milk



Sugar

1




Fill the kettle with water

2



Turn kettle on to boil the water

3



Put a teabag in the mug

4



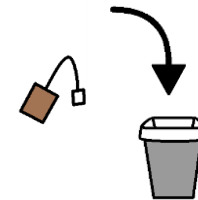
When the kettle has boiled, pour water into the mug to about 2cm from the top

5




Stir the teabag in the water until it turns dark brown

6




Throw the used teabag in the bin

7



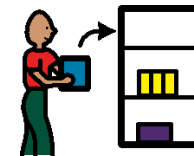
Add the milk to your mug and stir

8



If you like sugar in your tea add it and stir

9



Tidy the equipment and ingredients away